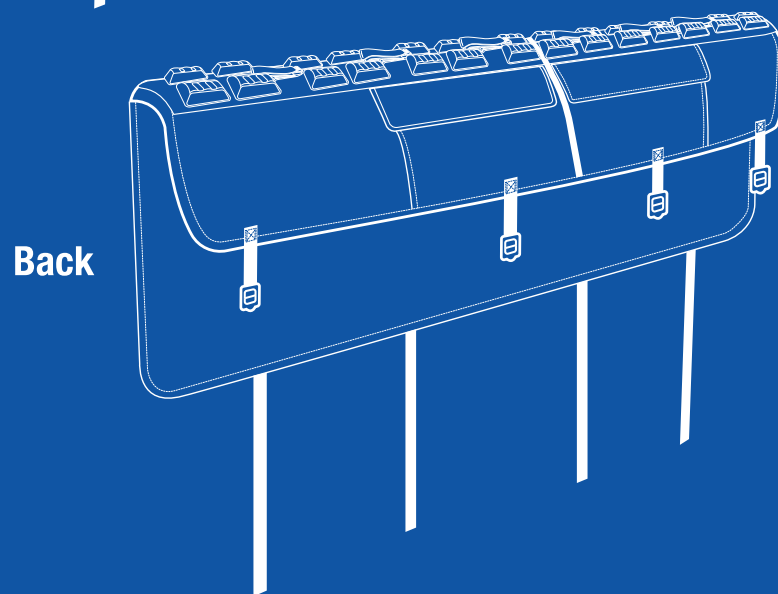


Front



Back



TYGER[®]

Universal Tailgate Pad for mid size truck

TG-TP5U1028

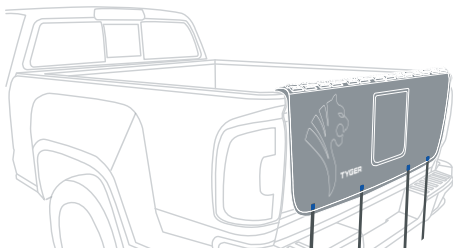


NEED HELPS? CONTACT US


1-866-340-3038

support@tygerauto.com

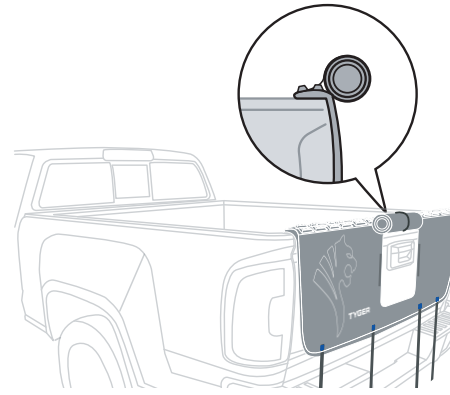
www.tygerauto.com



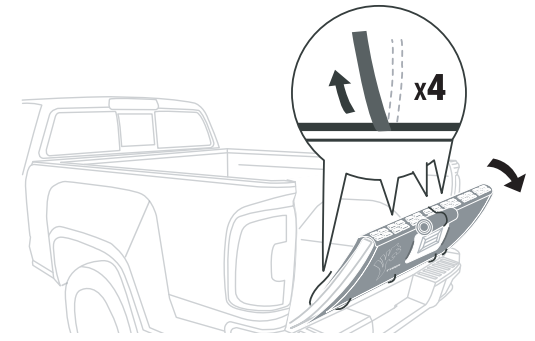
- 1** Hang pad over the tailgate with cradles positioned on the lip.




- 2** Lift up center flap to gain access to tailgate handle.



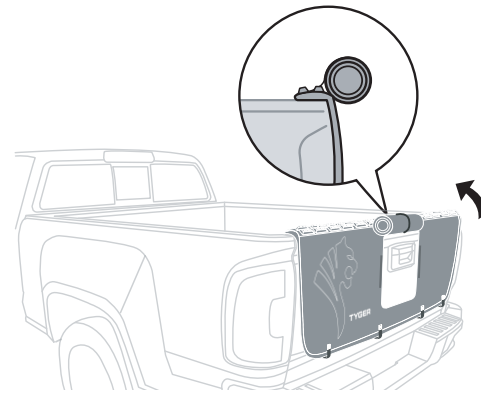
- 3** With secure strap facing outward, roll up and tie down center flap with velcro strap



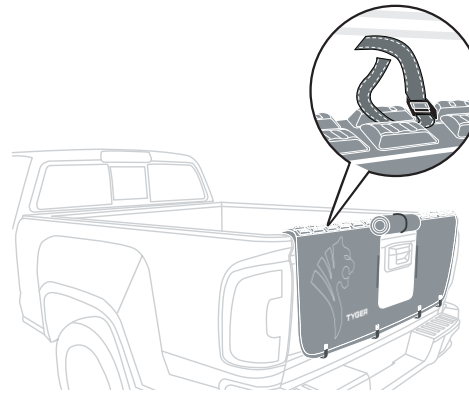
- 4** Partially open and hold tailgate in place. Thread the 4 secure straps through the bottom.
CAUTION: Beware not to have fingers caught in the gap.




- 5** Thread straps through buckle and tighten.



- 6** For models with rear camera, roll up flap to clear line of sight.



- 7** Cradle straps available to secure bicycles.



- 8** Straps are designed to tie the downtubes of your bicycles.